

PRE-K





PRE-K

Hello Rush Creek Parents,

We are excited to present you and your children with our Rush Creek Kid's Ministry Adventure Guide! As FORERUNNERS of the faith, we are committed to removing obstacles that may prevent people from Finding Jesus and helping them become F.I.T. Followers. As parents, we recognize how important it is that the pursuit of this Forerunner vision begins in our homes, with our children. In Deuteronomy 6:5-7, God reminds us that we are to "Love the LORD your God with all your heart, with all your soul, and with all your strength. These words (The Bible) that I am giving you today are to be in your heart. Repeat them to your children. Talk about them when you sit in your house and when you walk along the road, when you lie down and when you get up."

I'm so proud of our Children's Ministry team and the work they have put into helping this Forerunner vision come alive in each of our homes. This Adventure Guide was created to help you as parents, raise up F.I.T. Followers who will eventually become Forerunners of the faith. Parents, I want to encourage you to walk alongside your children as they work through this resource and begin to teach what it means for them to be Forerunners of the faith United to help people Find and Follow Jesus.

Serving together,

A handwritten signature in black ink, appearing to read "Marty", written in a cursive style.

Pastor Marty

F.I.T. Followers

Fill their lives with the Word of God.
Invest their lives in the Kingdom of God.
Team up with others doing the same.

ADVENTURE ESSENTIALS

Throughout the guide, there are three sections.



Hey Parents: This section contains background info for the topic.



Explore: This section contains information specific to the topic and challenge.



Challenge: This section is an activity for you to complete with your preschooler.



There is a map located on page 4 & 5 of this guide. It will be your Table of Contents to locate which activity you want to complete. You can go in any order through this book.



Unless otherwise specified, each verse referenced is from the Christian Standard Bible translation.



Our goal for this guide is for you and your preschooler to have frequent faith talks. We encourage you to read each section on your own, explain the topic to your preschooler, and complete the challenge together.





Luke 3:4-6 7
Memorize Scripture

Blessing Your Child 8
Evangelism

What Does The Bible Say About Prayer? 9
Prayer

Safety in Kids Ministry 10
Child Safety

Who is God? 11
Bible

Who is Jesus? 12
Bible

What is the Bible? 13
Bible

What is Worship? 14
Worship

Local Missions 15
Missions

Serving Neighbors 16
Giving

Isaiah 41:10 18
Memorize Scripture

Teachable Moments 19
Evangelism

The Gospel 20
Bible

Pray Over Your Child 24
Prayer

Family Worship 25
Worship

Serving Family 27
Giving

Sin 29
Bible

Ephesians 6:1 30
Memorize Scripture

Global Missions: Mexico 32
Missions

Nature Walk 34
Worship

Pray With Your Children 36
Prayer

Tithes and Offerings 38
Giving

Creation 39
Bible

Color the Vision Statement.

We are **FORERUNNERS**
of the **FAITH**
UNITED



to help people
FIND and **FOLLOW** Jesus

Memorize Scripture**LUKE 3:4-6**

Forerunners memorize God's Word.



Hey Parents: God teaches us in the Bible that it is important to memorize scripture. Having Bible verses memorized can bring us comfort and allow us to share God's truth with others. Starting to memorize scripture at an early age is so important and will start to shape the little hearts that God has called you, as a parent, to guide and direct.



Explore: The vision of Rush Creek Church is that all believers become Forerunners of the Faith united to help people find and follow Jesus! Our vision statement verse is Luke 3:4-6. For your preschooler, focus on Luke 3:4b, it states "Prepare the way for the Lord, make His paths straight." One way to learn the way and path of the Lord is to learn and memorize His Word in our hearts.



Challenge: A fun way to memorize Scripture is to get your body actively involved. This is especially true for little ones trying to memorize scripture! To help your preschooler memorize Luke 3:4b, select hand motions or movements for each word in the Bible verse. Next, repeat this verse with the hand motions five times as a family. You can say it in a loud voice, then a quiet voice, then in a silly voice. You can say it fast with your hand motions, then very slow and so on. Have fun memorizing God's word!



Evangelism

BLESSING YOUR CHILD

Forerunners pray to God.



Hey Parents: Saying a blessing over your preschooler is a great way to speak words of truth and purpose into their life. A spoken blessing puts God's promises in your preschooler's heart. A blessing is different than a prayer. When we pray, we direct our words toward God; but in a blessing, we direct our words to an individual.



Explore: Blessings are spoken over a preschooler for the purpose of declaring God's protection, joy, or wisdom over them. Your preschooler does not need to say or do anything. The blessing is simply received. Blessing our preschooler speaks words of truth and purpose into their lives, builds them up, puts their identity in Christ, and gives them God's promises to rely on.

There is a long history in the Bible of spoken blessings being passed down from fathers to sons, from leaders to their people, from God to his followers. We can use the Bible's examples of spoken blessing in our own families by speaking Biblical truths over our preschoolers. In Numbers 6:22-27, God tells Moses and Aaron how to bless the people by speaking these words over them:

"The Lord bless you
and keep you;
the Lord make his face shine on you
and be gracious to you;
the Lord turn his face toward you
and give you peace."



Challenge: Try this challenge for a whole week and see how it changes your preschooler's demeanor.

At bedtime, after your preschooler has finished his or her bedtime routine, place your hand on your preschooler's head or shoulder. Say: (child's name), may God bless you and keep you. May God be kind and gracious to you. May God give you peace tonight and every night. Amen.



Prayer

WHAT DOES THE BIBLE SAY ABOUT PRAYER?

Forerunners pray to God.



Hey Parents: Prayer is the way that we communicate with God. It is a desire to be in His presence. It is important that you model prayer for your preschooler just like Jesus modeled prayer for us in the Bible.



Explore: When the disciples asked Jesus to teach them how to pray, He gave them a perfect model of prayer in Matthew 6:9-13. 'The Lord's Prayer,' shows us how to pray: praise God, acknowledge His will in our lives, ask God to provide for His children, confess and ask for forgiveness of our sins, and trust Him to protect us from sin.

This, then, is how you should pray: "Our Father in heaven, hallowed be your name, your kingdom come, your will be done, on earth as it is in heaven. Give us today our daily bread. And forgive us our debts, as we also have forgiven our debtors. And lead us not into temptation, but deliver us from the evil one."

The Lord's Prayer is a beautiful model of prayer, but God never intended for this to be the only way He wants us to talk to Him. There are limitless possibilities when it comes to how we should pray.



Challenge: Read the Lord's Prayer as your preschooler is drawing it onto a piece of paper. Remind your preschooler that this is just one way to pray. Praying is talking to God. We can talk to God about anything at any time.



Safety

SAFETY IN KIDS MINISTRY

Forerunners keep others safe.



Hey Parents: At Rush Creek Church, we take every facet of your preschooler's safety very seriously and have resources available to help you understand how we care for their physical and emotional well-being. One key resource is our "You Can Tell" coloring book. If you have never received a copy of You Can Tell, we encourage you to stop by the Kids Check-in area at your campus and ask for a copy.



You can also go to rushcreek.org/childsafety to download a virtual copy of the book.



Explore: Your teachers at church want to keep you safe. Did you know that you have an important part in helping them do that? You do! They need you to use your voice to tell them when things happen that they don't see. It doesn't matter if it's a good thing or a bad thing. Your voice is a gift from God and the Bible tells us to use our gifts to build up the church. Read Ephesians 4:12 with your preschooler.



Challenge: Read "You Can Tell" together. Ask your preschooler to affirm that they understand that *they can tell* if they ever feel like there is something wrong.



Bible

WHO IS GOD?

Forerunners know about God.



Hey Parents: God is the Creator and Ruler of the universe. He has eternally existed in three personalities: the Father, the Son, and the Holy Spirit. Known as the Holy Trinity, these three are co-equal and are one God.



Explore: God created everything. He loves us so much that He created us to be in relationship with Him. He wants us to know Him and love Him. He loves us even when we make wrong choices. Read Psalm 86:15 together.



Challenge: In the space below, use a white crayon to write “God Loves You.” Have your preschooler get a marker and color over the crayon area to reveal the secret message. Remind your preschooler that God loves them always no matter what.



Bible

WHO IS JESUS?

Forerunners know about God.



Hey Parents: Jesus is the Son of God and co-equal with the Father. Jesus lived a sinless human life and offered Himself as the perfect sacrifice for the sins of all people by dying on a cross. He arose from the dead after three days to demonstrate His power over sin and death. He ascended to Heaven's glory and will return again to earth to reign as King of Kings and Lord of Lords.



Explore: God loves us so much that He sent Jesus, His Son to earth. Jesus lived on earth with His earthly family, attended church, and read the Bible. He never made a wrong choice and chose to die on the cross for our sins. Read John 3:16 together.



Challenge: Draw a giant heart on a piece of paper and cut it out. Throughout the week, let every member of your family take a chance to hide it around your house. Whoever finds the heart, gets to hide it again. Every time someone finds it, remind them of how much Jesus loves them.



Bible

WHAT IS THE BIBLE?

Forerunners read the Bible.



Hey Parents: The Bible was written by 40 different people over the course of 1500 years. Humans wrote the Bible, but the Holy Spirit inspired their words. There are two parts to the Bible: the Old Testament (before Jesus came to earth) and the New Testament (after Jesus came to earth).



Explore: Read 2 Timothy 3:16-17 with your preschooler. The Bible tells God's story and is all about God and how much He loves us. The Bible is a book of stories, promises and songs all put together to tell one big story. Everything in the Bible is true like how God created the world and the stories of Jesus, God's son. All the stories in the Bible came from God. He told lots of different people what He wanted to say, and they wrote it down.



Challenge: Take out your Bible and find your favorite story to read with your preschooler.

Some suggestions of our favorite stories are:

- Daniel and the Lion's Den (Daniel 6)
- David and Goliath (1 Samuel 16-17)
- John the Baptist (Luke 1)
- Birth of Jesus (Matthew 2)
- Feeding the 5000 (Matthew 14)



Worship

WHAT IS WORSHIP?

Forerunners worship God.

“Give thanks to the Lord, call on his name; proclaim his deeds among the peoples. Sing to him, sing praise to him; tell about his wondrous works.”

– Psalm 105:1-2



Hey Parents: Teaching your preschooler what worship is and how to worship can seem like a task for when they are older, but you can start now. Your preschooler will enjoy learning songs, singing, and dancing. Most importantly, they will be learning truths about God.



Explore: Psalm 150:6 says, “Let everything that has breath praise the Lord!” Worship is about God, not us. We can worship God through different ways such as singing, praying, giving, and listening. Take some time this week to help your preschooler learn how to start worshipping their Creator.



Challenge: Listen to a worship song aloud with your preschooler. Make sure to sing and dance along with it. At Rush Creek, we love any song by Yancy. One of our favorites is “Stop and Go”. We love to freeze when it says “stop” and run in place when it says “go”. Practice this song with your preschooler!



Missions

LOCAL MISSIONS

Forerunners are on mission for God.




Hey Parents: As a follower and forerunner for Jesus, we are called to be the hands and feet of Jesus to those who are in need. We are called to be servants and love others, just as Jesus did. There are lots of ways to get involved in our community!



Explore: Did you know that God wants us to help others? He wants us to show others how much He loves them. We can do that by serving! The Bible says in Galatians 5:13c “but serve one another through love.”



Challenge: Think of ways you can be a helping hand! It can be a family, a friend, or a neighbor. When you are done, have your preschooler color the hand below with their favorite color! Make sure to sing and dance along with it.



Use any of the following ideas or come up with one of your own.

- Color a picture to give to community helpers, senior citizen, or teacher.
- Make a thank you card for someone in the community.
- Donate a toy.
- Bring a canned good to the church for the compassion center.



Giving

SERVING NEIGHBORS

Forerunners put others first.



Hey Parents: In Luke 10:25-37, Jesus shared a parable to show us that any person who is in need is our neighbor. The story of the Good Samaritan reminds us of the second greatest commandment, “love your neighbor as yourself”. As you talk with your preschooler about ways to serve your neighbors, focus on the importance of building unity in your community and that their actions can make a big impact in your own neighborhood.



Explore: God wants us to show everyone His love. Scan the QR Code below to watch a video about The Parable of the Good Samaritan.



God says we are to love and show mercy to everyone. With Jesus help, we can do the opposite of what our human nature tells us to do. The Samaritan did not only help the man, rather he went far beyond anything that could have been expected. Treating him, carrying him, paying for his care, etc.





Challenge: Spread joy to someone else. Use these random acts of kindness to brighten a neighbor's day and circle the picture once completed.



Say hello or wave each time you see your neighbors.



Bake cookies for your neighbor.



Offer to walk your neighbor's dog.



Bring out a cold drink for your neighbors when you see them working outside.



Offer to help water your neighbor's yard or rake their leaves.



Memorize Scripture

ISAIAH 41:10

Forerunners memorize God's Word.



Hey Parents: Is your preschooler too young to memorize truths and scriptures in the Bible? Absolutely not, the younger the better! God created our brains to learn, and preschoolers are like little sponges who soak up all the goodness your pour into them. Preschoolers, just like adults, experience fear in their little lives. One way you can help them overcome fear is to memorize scripture that will teach them that God is with them and will give them strength!



Explore: Isaiah 41:10 states, "Do not fear, for I am with you." Teach your preschooler that God does not want to have a lot of fear in our lives. God gives us strength and makes us strong so we can fight away our fear! Share with your preschooler one way God gives you strength to overcome a fear you have.



Challenge: Listening to music and singing are wonderful ways to memorize God's word. There are many resources that provide fun songs with scripture verses in them. Seed Company is one resource



you can use to find fun and entertaining music to help children memorize Bible verses. Scan this QR code to hear the Seed Company song that teaches Isaiah 41:10. As a family, play this song each night this week! Dance, sing and make great memories as you memorize God's Word!



Evangelism

TEACHABLE MOMENTS

Forerunners talk about God all the time.



Hey Parents: There are opportunities all around us to teach your preschooler about God and Jesus. As you begin taking advantage of these openings to talk about God and Jesus, you may just find that your preschooler will start asking more questions and even prompt you with teaching moments as well.



Explore: Read Deuteronomy 6:4-9.

God tells us that we are supposed to talk with our kids about God all the time including as we walk, sit, lie down, and get up. There are things all around us that remind us of God. When we look around us for ways to help others, we can find them all the time. God wants us to use every moment of our lives to show Him love. Let's look for ways to pray for or help others this week!



Challenge: During the next few days, look for moments when you can stop and pray with your child about something or teach them a new Biblical truth. Here are some examples:

- When you see a rainbow after it rains, you can tell them that the rainbow is a reminder of God's promise to Noah after the flood.
- When you see an ambulance or fire truck on a call, you and your preschooler can pray together for the safety of the people who need help.
- When they are not playing nicely with a friend or a sibling, remind them that God wants us to love each other and treat each other kindly.

Parents, record in the space below how you found a teachable moment with your preschooler.



Bible

THE GOSPEL

Forerunners talk about Jesus.



Hey Parents: Translated from Greek, the gospel literally means “good news” and refers to Jesus’ death and resurrection as the means by which people are reconciled with God. Paul tells the church in 1 Corinthians 15:3-4 that Christ died for our sins and was buried and raised on the third day according to the Scriptures. When we share the gospel, we must explain three essential factors.

1. God’s original design for the world was perfect.
2. Sin entered the world and separated us from God.
3. Jesus was sent to the world to save us from sin and give us eternal life.





Explore: Turn to the next page, tear out the Teaching the gospel page, and separate the images on the dotted lines to create three note cards. Place the first card in front of your preschooler, describe the picture, and say “God designed a perfect world.” Lay the second card on top of the first one, describe the picture, and say “but sin came into the world and separated us from God.” Then lay the third card down, describe the picture, and say “thankfully God sent Jesus to save us from sin.”



Challenge: Mix the “Teaching the Gospel” cards up and ask your child to put them in the correct order.





**God designed a
perfect world.**

**But sin came into the
world and separated
us from God.**

**Thankfully God sent
Jesus to save us
from sin.**





Prayer

PRAY OVER YOUR CHILD

Forerunners pray to God.



Hey Parents: Praying for your preschooler is one of the most powerful things that you can do as a parent. The Bible tells us to “Pour out our hearts like water to the Lord. Lift up our hands to Him in prayer, pleading for your children.” (Lamentations 2:19 NLT)



Explore: When we go before God with humble hearts and requests on behalf of our preschooler, God hears us and answers those prayers according to His will. The following prayers are scriptures you can pray over your preschooler.



Pray for Their Ears: May God grant that your children be quick to hear and that they would use their ears to listen to instruction. (James 1:19; Isaiah 55:3; Proverbs 8:32-34)



Pray for Their Mouth: Ask God to keep their tongues from evil and their lips from speaking lies. May all their words be pleasing to Him and edifying to others. (Psalm 34:13; Psalm 19:14)



Pray for Their Hands: May they be diligent in their work and that their hands not be idle. May God bless, confirm, and establish the work of their hands. (Ecclesiastes 9:10; Ecclesiastes 11:6; Proverbs 10:4-5)



Pray for Their Feet: Ask God to direct their steps, to help them stand fast, and to protect them from stumbling. (Psalm 17:5; Psalm 37:23-24; Galatians 5:1; Psalm 121:3; Psalm 119:133)



Challenge: Pray for your preschooler out loud as they point to the different body parts.



Worship

FAMILY WORSHIP

Forerunners worship God.



Hey Parents: Having your preschooler with you can be a great experience that teaches them how to worship. The goal shouldn't be to have them sit quietly. Instead, let them experience how you worship and have them follow your example.



Explore: Read Matthew 19:14 together as a family.

Create some expectations for your preschooler based on the following sections of worship:

1. **Worship Songs:** We sing worship songs together aloud. These songs have words that help us praise God and pray to Him. People can stand up, sit down, raise their hands, clap their hands, or even dance along to the music.
2. **Sermon:** One of our amazing pastors here at Rush Creek will preach a sermon. It always includes reading out of the Bible and almost always includes funny stories to help us remember what we are learning.
3. **Offering:** In each of our worship centers, there are offering boxes available for families to honor God by giving a tithe or an offering.



















Challenge: As you worship together as a family, your preschooler can sing and dance during worship. When the sermon begins, have them squeeze your hand every time they hear a certain word. You may have to squeeze their hand the first time, but they will catch on. Feel free to also use the coloring sheet on the next page during service.



Here are several pictures and words your child might hear today during the church service. Have them to listen closely during the songs, the Scripture and the sermon for these words.

If your child hears one of the words, tell them to color in the shape beside the picture.

 Cross		 Pray	
 Jesus		 Heart	
 Bible		 Baptize	
 Sing		 Church	

Giving

SERVING FAMILY

Forerunners put others first.



Hey Parents: In John 13:1-17, Jesus washed His disciples' feet. Jesus demonstrated love, humility, and service through His actions. In John 13:15 Jesus says, "For I have given you an example, that you also should do just as I have done for you." He encourages us to follow His lead and serve one another. As you talk with your preschooler about ways to serve others in your family, focus on the spirit of serving and recognize the effort - no matter the result.



Explore: Jesus is the greatest example of serving others. Scan the QR below to watch a video about when Jesus washed His disciples' feet.



In Jesus' time, there were no paved roads or sidewalks, and people wore sandals all the time. They didn't have cars, so they did lots of walking. Imagine how dirty the feet of Jesus' friends must have been. Washing feet was normally a job for the lowest of servants because it was such a dirty job. Yet Jesus, the Son of God, washed His friends' feet because He wanted to serve them and demonstrate His love for them. At Rush Creek, we are Forerunners of the Faith when we put people over preference.



Challenge: Help your preschooler think about ways that they can follow Jesus' example and serve a family member this week. Help them make a plan and complete it. Then, come back to this page and let them draw a picture of how they served a family member.



HOW I SERVE



Bible

SIN

Forerunners talk about Jesus.



Hey Parents: We believe that sin is anything we think, say, or do that goes against God. Romans 3:23 tells us, “for all have sinned and fall short of the glory of God.” This means that every human on earth is imperfect. We all sin every single day no matter how hard we try not to. Sin separates us from God and is the reason why we each need Jesus to be the leader of our life.



Explore: Before teaching your preschooler what sin is, ask him/her what they think it is first. The answer may surprise you! Say “Sin is anything we think (point to your head), say (point to your mouth), or do (point away from body) that goes against God. Thinking bad thoughts, saying unkind words, or acting inappropriately are all ways we can sin. Did you know everybody sins? Even mom and dad! But Jesus died on the cross to save us from our sins.”



Challenge: What you’ll need:

- 9x13 baking dish
- Small clear cup filled with water
- Liquid food coloring (any color)
- Pitcher of water

Place the small clear cup of water in the baking dish. Explain that the cup represents your preschooler. Put a couple of drops of food coloring into the cup and explain that the color represents the sin in our life. Say “Look at how the color goes everywhere! There isn’t any part of us that isn’t affected by sin.” Now take the pitcher of water and pour it into the small cup until all the colored water overflows into the baking dish. As you are pouring say, “This water represents Jesus and how He is able to wash away our sins.”



Memorize Scripture

EPHESIANS 6:1

Forerunners memorize God's Word.



Hey Parents: Memorizing God's word is another way to teach preschoolers how God calls us to live as Christians. Following God is to be obedient to His teachings and to follow His lead for your life. Preschoolers need to learn to be obedient and follow their parents so they can learn to follow and obey God!




Explore: Ephesians 6:1 says, "Children, obey your parents in the Lord, because this is right." Teach your preschooler that God says it is important for them to learn to listen and follow the teachings of their parents. Tell your preschooler how much you love them and that you want to always do what is best for them. God is the same way, and to grow as a Forerunner for Jesus, we must learn to be obedient to Him and memorize His Word.



Challenge: Kids love to color! Have your preschooler color the next page as you sit together and have each member in your family say the memory verse in their own silly voice. Talk about ways you practice obedience to God and how we can obey the adults in our lives.





Children obey
your parents
in the Lord,
for this is right.



Missions

GLOBAL MISSIONS: MEXICO

Forerunners are on mission for God.



Hey Parents: God calls us to share Jesus with the world. We believe that being a Forerunner of the Faith united to help people find and follow Jesus means helping people find Jesus all over the world. Rush Creek has partners all around the world and part of the money given to the church goes to support our mission partners. One of those mission partners lives in Mexico.





Explore: Read Matthew 28:19 with your preschooler. The Martinez family are missionaries who live on a ranch in Mexico. Their ministry is called Rancho dos Countries. On the ranch they have many farm animals like chickens and cows. They also have llamas and peacocks. Fernando spends his days teaching young men about God and how they can be good husbands and fathers. Debra loves to spend her time training women who are struggling in their daily lives. Their ministry has a soup kitchen where they feed people who do not have food. They also have Bible classes for children that teach them that God loves everyone.



Challenge: On the next page is a picture of a cow like one on the Martinez ranch, color the picture and then pray for the Martinez family! Pray that they would be able to share the love of Jesus with those in Mexico.



Color by number to complete the picture.



Worship

NATURE WALK

Forerunners worship God.



Hey Parents: Our goal is that you find it easy to have faith conversations in your home! They do not have to be structured Bible studies, but everyday conversations that come up. Take some time this week to notice those small moments and make them sweet moments to talk about God, creation, and how much He loves us!



Explore: Colossians 1:16 says, “For in him all things were created.” We can worship God through nature. He created everything.



Challenge: Go on a nature walk this week and let your preschooler explore. Talk to them about how God made the trees, the birds, the grass. With your preschooler, fill in the chart on the next page with a picture of something you found.



Blue	
Green	
Brown	
Yellow	
Red	
Orange	
Purple	



Prayer

PRAY WITH YOUR CHILDREN

Forerunners pray to God.



Hey Parents: Prayer is simply talking to God, but explaining that to a young growing mind may seem difficult. The Five Finger Prayer is a simple, visual, and fun way to teach preschoolers what to pray for, as well as a reminder that prayer is simply a conversation with God just like a conversation with a friend.



Explore: Each finger on a hand represents a person to pray for. In James 5:16, the Bible tells us to pray for each other. Our hands and fingers are always right there with us and the five finger prayer is a great way to teach preschoolers to remember to pray all the time. Whenever they look down at their hands, they can remember to pray for these five different kinds of people in their life.

Thumb: Pray for those closest to you: your family and friends.

Pointer finger: Pray for those who point you in the right direction: your teachers and other leaders in your life. Pray for wisdom and support.

Middle finger (tallest): Pray for those that lead us: those in government, in business, and in church leadership. Pray for guidance and wisdom.


Ring finger (weakest): Pray for those who are poor, sick, in pain, in trouble.

Pinkie finger (smallest): Pray for yourself and our own needs.



Challenge: Pray the five finger prayer with your preschooler. As you pray, go through each of the fingers on your hand. Pray for the people those fingers represent. Have your preschooler color in the corresponding finger as they say each prayer.





Giving

TITHES AND OFFERINGS

Forerunners give back to God.



Hey Parents: Preschoolers are not too young to learn why giving is important. We give because God has given everything to us. Proverbs 3:9 says, “Honor the LORD with your possessions and with the first produce of your entire harvest.” As you talk with your preschooler about giving, focus on the importance of obeying God, no matter how little their gift actually is.



Explore: Gather a Bible, a whole apple, and a half-eaten apple. Read Matthew 6:33a to your preschooler. “But seek first the kingdom of God.” Hold up the whole apple and say, “We are going to pretend that this apple is our money.” Explain that we should put God first with our money. Hold up the half-eaten apple and say, “When we spend money on things we want first, it’s like we are giving God our leftovers.”

The Bible teaches that we give God our best when we give first! People give money called tithes and offerings to the church to help others learn about God and Jesus. In the Old Testament, God told people to give him one-tenth of what they earned. This is called a tithe. If you bring more money than just a tithe, that is an offering.



Challenge: Help your preschooler earn a dollar around the house and then bring it to church with you. Put it in your campus’ Dollar Club box and talk to your preschooler about the ability of a little money making a big difference.



Bible

CREATION

Forerunners read the Bible.




Hey Parents: It is fun to begin this story by asking your preschooler to close their eyes. Ask them what they see. Keep your eyes closed for a moment and tell them all you see is darkness. Just like it was in the very beginning.




Explore: The very first story in our Bible is the best story of them all. It tells us how God created the earth and everything in it.


Read the story in Genesis 1 together and have your preschooler point to the corresponding picture for each day of creation.




Day 1




Day 2



Day 3




Day 4



Day 5



Day 6



Day 7





Challenge: Draw or color a picture of your favorite thing God created. It can be the ocean and fish, the plants and the animals, or a picture of a sunny day.



Notes:







RUSHCREEK.ORG